

Catalytic Asymmetric Intermolecular Stetter Reaction of Heterocyclic Aldehydes with Nitroalkenes: Backbone Fluorination Improves Selectivity

Daniel A. DiRocco, Kevin M. Oberg, Derek M. Dalton, and Tomislav Rovis*

Department of Chemistry, Colorado State University, Fort Collins, Colorado 80523

Received May 29, 2009; E-mail: rovis@lamar.colostate.edu

The Stetter reaction utilizes the Umpolung¹ reactivity of aldehydes, the inversion of their normal mode of reactivity, to give rise to acyl-anion equivalents capable of participating in 1,4-conjugate additions with a variety of Michael acceptors.² Following a seminal report by Enders³ on the asymmetric version, our group has reported extensive investigation on the asymmetric intramolecular Stetter reaction.⁴ Although the intramolecular version of this reaction has been rendered highly enantioselective, advances in the asymmetric intermolecular reaction have only recently been reported.⁵ Enders and co-workers described an asymmetric intermolecular Stetter using aryl aldehydes with chalcones as Michael acceptors.⁶ Independently and concurrently, we reported the use of glyoxamides in conjunction with alkylidene malonates to afford Stetter products in high yields and high enantiomeric excess.⁷

As part of our efforts to improve this method, we envisioned that nitroalkenes may serve as viable Michael acceptors in the Stetter reaction based on their high reactivity toward conjugate addition.^{8,9} The corresponding β -nitro ketones derived from this transformation are also highly attractive intermediates, which can be derivatized into many synthetically useful compounds due to the versatility of the nitro group.¹⁰

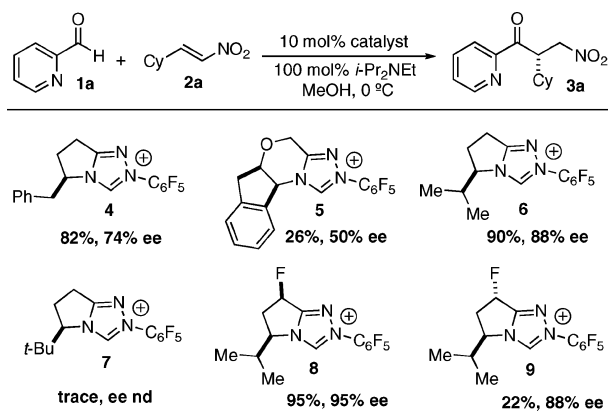
We began our investigation by reacting the nucleophilic coupling partner picolininaldehyde **1a** with β -substituted nitroalkene **2a** in the presence of triazolium salt **4** and Hünig's base. A brief solvent screen revealed methanol to be optimal, providing the desired β -nitro ketone **3a** in a promising 82% yield and 74% ee (Chart 1).¹¹ Using a slight excess of nitroalkene at 0 °C provides better yields while ensuring the integrity of the newly formed stereocenter. Under these conditions, catalysts lacking the C₆F₅ *N*-aryl substituent prove inactive while morpholinyl-based catalyst **5** is less effective (Chart 1). These results prompted us to initiate a new exploration of catalyst design in hopes of increasing the enantioselectivity of this transformation.

Since bicyclic triazolium salt **4** gives good yield and enantioselectivity, we hypothesized that increasing the steric environment near the reactive center would improve enantioselectivity without a substantial loss in reactivity. Triazolium salt **6**, derived from *L*-valine, generates the desired product in 90% yield and 88% ee (Chart 1). Further modification of the steric environment to a larger *tert*-butyl substituent produces only trace amounts of products.

Given the plateauing effects of increasing the steric bulk, we turned our attention to manipulating the conformation by electronic tuning of the backbone. Inspired by conformational effects induced by fluorine substitution on pyrrolidine ring systems,¹² we sought to investigate the role that fluorine substitution would have on our bicyclic triazolium salts.¹³

The use of fluorinated triazolium salt **8** under these conditions shows increased reactivity and enantioselectivity as compared to the nonfluorinated analogue, producing the desired β -nitro ketone in 95% yield and 95% ee (Chart 1). Conversely, fluorinated

Chart 1. Catalyst Screen ^{a,b}



^a Reactions conducted with 1 equiv of **1a** and 1.5 equiv of **2a** at 0 °C.

^b Enantiomeric excess determined by HPLC analysis on a chiral stationary phase. BF₄ counterions omitted for clarity.

triazolium salt **9** displays decreased reactivity with no apparent change in enantioselectivity compared to the nonfluorinated analogue **6**.

To better understand these differences, we analyzed the triazolium salts by X-ray crystallography. Triazolium salt **6** unambiguously displays a $C\gamma$ -endo ring pucker (Figure 1), placing the isopropyl group in a lower energy pseudoequatorial position thereby minimizing 1,3-diaxial interactions. In contrast, X-ray analysis of *cis*-fluorinated triazolium salt **8** shows a $C\gamma$ -exo ring pucker that cannot be rationalized by steric arguments (Figure 1). We suggest the switch in conformational preference is due to multiple stereoelectronic effects that overcome the inherent steric bias for the $C\gamma$ -endo conformation.¹⁴

Calculations by Raines et al. suggest that the *exo/endo* conformations of 3-fluoroprolines can be stabilized by energies up to 2 kcal/mol due to a *gauche* effect.¹⁵ The *gauche* effect arises from the preference of electron-withdrawing substituents to orient themselves *gauche* to one another. This orientation maximizes σ – σ^* hyperconjugative interactions, leading to a lower energy conformer.¹⁶ A Newman projection analysis of the C₃–C₄ bond of the triazolium salt shows clear orbital alignment of the σ^*_{C-F} with an adjacent σ_{C-H} bonding orbital (Figure 1). Likewise, a stabilizing *gauche* conformation of the triazolium ring system with the C–F bond is also present in the favored $C\gamma$ -exo pucker (Figure 1). A combination of these interactions is likely the reason for a complete switch in conformational preference.¹⁷

To gain further insight into this effect, the corresponding *trans*-fluorinated triazolium salt **9** was also analyzed. If the proposed stereoelectronic effects are dependent on the stereochemistry of the fluorine substituent, then the *trans*-fluorinated analogue should favor

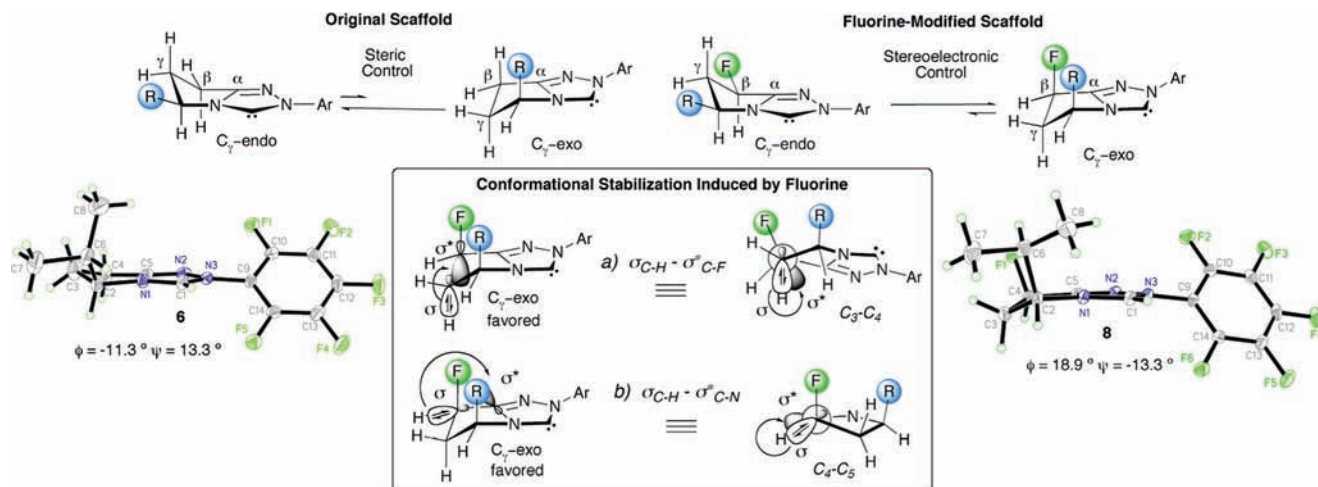
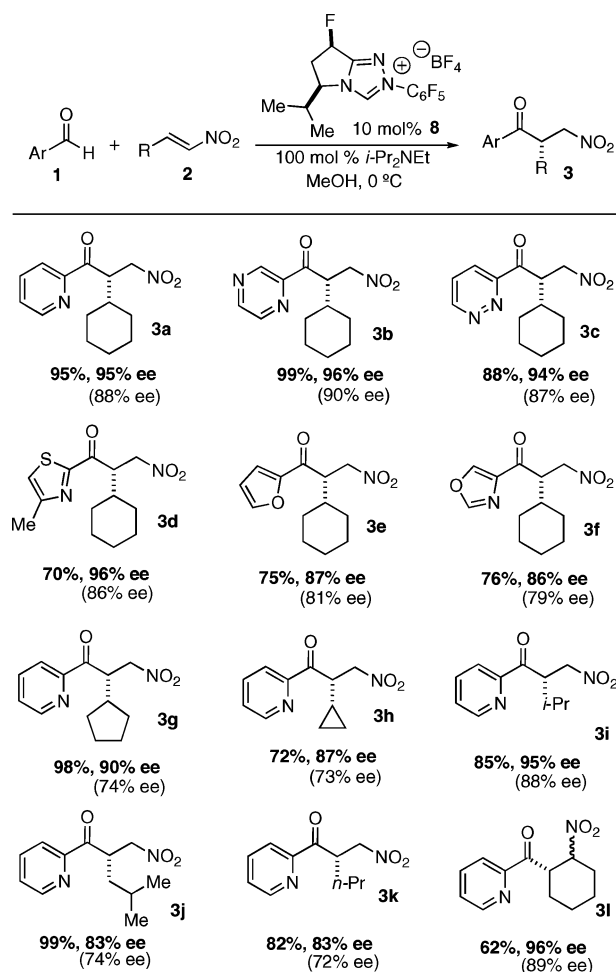


Figure 1. Conformational analysis of fluorine-modified and nonmodified triazolium salts. Conformations determined by X-ray analysis; BF_4 counterion omitted for clarity. ϕ and ψ = torsion angles ($\phi = \text{C}_5\text{-N}_1\text{-C}_2\text{-C}_3$; $\psi = \text{N}_1\text{-C}_5\text{-C}_4\text{-C}_3$).

the C_{γ} -endo ring pucker, opposite its epimeric partner. Indeed, X-ray analysis confirms a preference for the C_{γ} -endo conformer, supporting our hypothesis (Figure 2).

The scope of this transformation was examined using the fluorine-modified triazolium scaffold **8**, which shows remarkable

Chart 2. Reaction Scope ^{a,b}



^a Numbers in parentheses are ee's obtained using precatalyst **6**. ^b Enantiomeric excess determined by HPLC analysis on a chiral stationary phase.

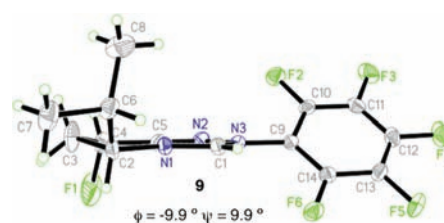


Figure 2. X-ray analysis of **9**. Conformations determined by X-ray analysis; BF_4 counterion omitted for clarity. ϕ and ψ = torsion angles ($\phi = \text{C}_5\text{-N}_1\text{-C}_2\text{-C}_3$; $\psi = \text{N}_1\text{-C}_5\text{-C}_4\text{-C}_3$).

reactivity and enantioselectivity toward a variety of heterocyclic aldehydes and alkyl-substituted nitroalkenes (Chart 2).¹⁸ Five- and six-membered heterocyclic aldehydes participate with good to excellent yield and ee. Secondary alkyl substitution of the nitroalkene provides high yield and excellent ee, while primary substitution results in somewhat reduced selectivities. In all cases, the fluorine-modified triazolium salt outperforms the nonfluorinated analogue in terms of enantioselectivity.

It should be noted that the difference in energy between diastereomeric transition states that corresponds to an increase from 86% ee to 96% ee amounts to 2.98 kJ/mol at 0 °C (Chart 2, **3d**), more than one-third of the energy required to go from 0% ee to 95% ee (8.03 kJ/mol).¹⁹ We propose the increase in enantioselectivity in our system is due to the conformational change in the bicyclic ring system, which we have fashioned through the use of stereoelectronic effects. This further orients the incoming nitroalkene electrophile to improve enantiofacial discrimination (Figure 3).

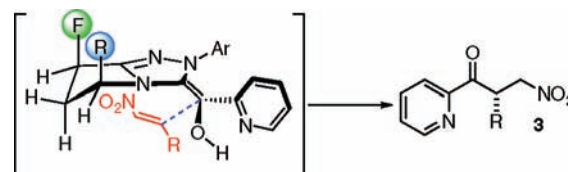


Figure 3. Proposed transition state model. Absolute stereochemistry determined by X-ray analysis. See Supporting Information.

If the above hypothesis is true, it stands to reason that fluorination alone is responsible for conformation in the five-membered ring and may result in a measurable bias in enantiofacial preference as the sole stereocontrol element. With this in mind, we synthesized

precatalyst **10**. As the atomic radius of fluorine is 1.47 Å, only ~20% larger than hydrogen (1.20 Å), and less than 75% of the size of a methyl group (2.00 Å), it has been used extensively as a hydrogen surrogate.^{20,21} Discounting the small steric influence of the fluorine atom, chirality should arise from the conformation dictated by stereoelectronic effects alone. Triazolium salt **10** provides moderate enantioselectivity (65% ee, 3.6 kJ/mol) of the desired product when used in the Stetter reaction and further supports our hypothesis (Figure 4). X-ray analysis of **10** confirms that the C γ -exo ring pucker found in **8** is also present.

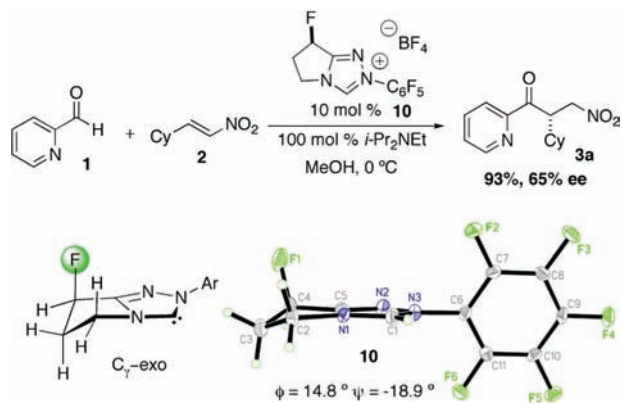


Figure 4. Examination of fluorinated triazolium salt **10**. Conformations determined by X-ray analysis; BF₄ counterion omitted for clarity. ϕ and ψ = torsion angles ($\phi = \text{C}_5\text{-N}_1\text{-C}_2\text{-C}_3$; $\psi = \text{N}_1\text{-C}_5\text{-C}_4\text{-C}_3$).

In conclusion, we have designed a new NHC catalyst that renders the desired intermolecular Stetter reaction of nitroalkenes and heteroarylaldehydes highly efficient and enantioselective through manipulation of stereoelectronic as well as steric effects. We believe the use of stereoelectronic effects, as demonstrated here, will become yet another powerful tool for the development of the next generation of catalysts for asymmetric synthesis. Investigations into the role that the aldehyde heteroatom plays in reactivity and enantioselectivity are currently underway in our laboratory.

Acknowledgment. We thank NIGMS (GM72586) for support. D.M.D. thanks NSF-LSAMP Bridge to the Doctorate Program. D.M.D. and K.M.O. thank Oren Anderson and Susie Miller for support and guidance. We thank Laura L. Kiessling and Ronald T. Raines (UW Madison) for helpful discussions.

Supporting Information Available: Experimental procedures, characterization, ¹H/¹³C NMR spectra; CIF files for **6**, **8**, **9**, **10**, and **3m**. This material is available free of charge via the Internet at <http://pubs.acs.org>.

References

- (1) Seebach, D. *Angew. Chem., Int. Ed. Engl.* **1979**, *18*, 239–258.
- (2) (a) Stetter, H.; Schreckenberger, M. *Angew. Chem., Int. Ed. Engl.* **1973**, *12*, 81. (b) Stetter, H. *Angew. Chem., Int. Ed. Engl.* **1976**, *15*, 639–647.

- (c) Stetter, H.; Kuhlmann, H. *Org. React.* **1991**, *40*, 407–496. (d) Christmann, M. *Angew. Chem., Int. Ed.* **2005**, *44*, 2632–2634. (e) Enders, D.; Niemeier, O.; Henseler, A. *Chem. Rev.* **2007**, *107*, 5606–5655. (f) Rovis, T. *Chem. Lett.* **2008**, *37*, 2–7.
- (3) Enders, D.; Breuer, K.; Runsink, J.; Teles, J. H. *Helv. Chim. Acta* **1996**, *79*, 1899–1902.
- (4) Read de Alaniz, J.; Rovis, T. *Synlett.* **2009**, 1189–1207. For the syntheses of triazolium salts, see: Kerr, M. S.; Read de Alaniz, J.; Rovis, T. *J. Org. Chem.* **2005**, *70*, 5725–5728. For other contributions, see: (a) Pesch, J.; Harms, K.; Bach, T. *Eur. J. Org. Chem.* **2004**, 2025–2035. (b) Mennen, S. M.; Blank, J. T.; Tran-Dube, M. B.; Imbriglio, J. E.; Miller, S. J. *Chem. Commun.* **2005**, 195–197. (c) Matsumoto, Y.; Tomioka, K. *Tetrahedron Lett.* **2006**, *47*, 5843–5846.
- (5) (a) Enders, D.; Breuer, K. *Comprehensive Asymmetric Catalysis*; Springer: Berlin, 1999; 1093–1104. (b) Enders, D.; Balensiefer, T. *Acc. Chem. Res.* **2004**, *37*, 534–541.
- (6) (a) Enders, D.; Han, J.; Henseler, A. *Chem. Commun.* **2008**, 3989–3991. (b) Enders, D.; Han, J. *Synthesis* **2008**, 3864–3868.
- (7) Liu, Q.; Perreault, S.; Rovis, T. *J. Am. Chem. Soc.* **2008**, *130*, 14066–14067.
- (8) (a) For a review, see Berner, O. M.; Tedeschi, L.; Enders, D. *Eur. J. Org. Chem.* **2002**, 1877–1894. (b) Barrett, A. G. M.; Graboski, G. G. *Chem. Rev.* **1986**, *86*, 751–762.
- (9) Scheidt has reported a single example of the asymmetric conjugate addition of a stoichiometrically generated acyl anion equivalent to nitroalkenes mediated by a thiourea; see: Mattson, A. E.; Zuhl, A. M.; Reynolds, T. E.; Scheidt, K. A. *J. Am. Chem. Soc.* **2006**, *128*, 4932–4933.
- (10) Ono, N. *The Nitro Group in Organic Synthesis*; Wiley-VCH: New York, 2001.
- (11) Other solvents: PhMe (trace), THF (trace), EtOH (59%, 70% ee).
- (12) Eberhardt, E. S.; Panasik, N., Jr.; Raines, R. T. *J. Am. Chem. Soc.* **1996**, *118*, 12261–12266.
- (13) Fluorine substitution on catalyst frameworks has occasionally resulted in improved selectivities, with explanations rarely given. (a) A C₂-symmetric difluoro-pyrrolidine derivative has been shown to be a moderately effective ligand in the asymmetric epoxidation of an allylic alcohol: Marson, C. M.; Melling, R. C. *J. Org. Chem.* **2005**, *70*, 9771–9779. (b) 4-Fluoroproline has been demonstrated to provide improved selectivities in transannular aldols. Chandler, C. L.; List, B. *J. Am. Chem. Soc.* **2008**, *130*, 6737–6739. (c) It has recently been argued that a fluorine substituent improves iminium ion geometry in asymmetric epoxidation of unsaturated aldehydes. Sparr, C.; Schweizer, W. B.; Senn, H. M.; Gilmour, R. *Angew. Chem., Int. Ed.* **2009**, *48*, 3065–3068.
- (14) We are aware of the caveats associated with solid-state analysis of a precatalyst; however, these arguments are self-consistent and rationalize the observed results.
- (15) Hodges, J. A.; Raines, R. T. *J. Am. Chem. Soc.* **2005**, *127*, 15923–15932.
- (16) Deslongchamps, P. *Stereoelectronic Effects in Organic Chemistry*; Pergamon Press: New York, 1983.
- (17) Another hyperconjugative effect that cannot be ruled out is a π to $\sigma^*_{\text{C-F}}$ interaction. Schaefer et al. reported that fluorine in benzyl fluorides adopts a perpendicular arrangement with respect to the aromatic ring, due to π donation of the aromatic ring into the low lying $\sigma^*_{\text{C-F}}$. A similar effect can be rationalized for our system where hyperconjugation can only occur from the observed C γ -exo ring pucker. We believe this is unlikely due to the developing positive charge in the azolium ring occurring in the transition state of the C–C bond-forming event but may play a small role. See: Schaefer, T.; Schurko, R. W.; Sebastian, R.; Hruska, F. E. *Can. J. Chem.* **1995**, *73*, 816–825.
- (18) Benzaldehyde fails to participate under these conditions. The reasons for this are the subject of investigation in our laboratory. Evidence suggests that the role of the heteroatom is not simply that of a proximal Lewis base given that both pyridazine carboxaldehyde and furfural participate with equal facility in spite of their very low basicity.
- (19) Numerical comparison of ee values is problematic. Comparison of er values can be equally problematic. For example, **3d** is formed in 98:2 er with **8** and 93:7 er with **6**, an apparent difference of 5 er points. However, a more instructive comparison here would be 13:1 vs 49:1 for **3d**.
- (20) Böhm, H. J.; Banner, D.; Bendels, S.; Kansy, M.; Kuhn, B.; Müller, K.; Obst-Sander, U.; Stahl, M. *ChemBioChem* **2004**, *5*, 637–643.
- (21) Bondi, A. J. *Phys. Chem.* **1964**, *68*, 441–451.

JA904375Q